



Why it's smart to buy Energy Star

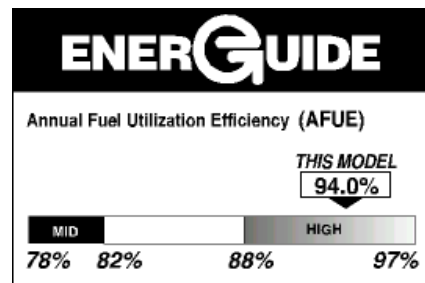


The Real Costs

There are two things to consider when talking about the actual cost of an appliance. First is the purchasing price of the appliance. Second is the cost to operate the appliance over its lifetime. It is important to think about the life cycle cost as being the most important factor to consider. The life-cycle cost takes both the purchasing cost and the operating cost into account. Therefore, it is important to find an appliance that will cost the least to operate and still fulfill your needs. Canada's EnerGuide Program is set out to assist you with your decision.

Canada's EnerGuide Program

EnerGuide system was developed to make it easier for consumers to shop for energy-efficient products. The EnerGuide allows you to compare the energy efficiency of many different types and models of household appliances, heating, and cooling products sold in Canada. A major household appliance must be tested for its energy performance before it can hold the EnerGuide label. The tests determine how much energy the appliance consumes with average conditions and whether it is within the minimum energy-efficiency requirements made by the Energy Efficiency Act. For some of the products Energy Star goes one step further and recognizes specific models that adhere to or exceed premium levels of energy efficiency. See the Natural Resources Canada website for more details....
<http://www.nrcan-rncan.gc.ca/inter/index.html>





Advantages of Energy Star Appliances

Refrigerators:

- Surpass minimum Government of Canada energy efficiency standards by at least 15% in 2004.
- Have superior insulation, have highly efficient compressors and improved heat transfer surfaces.
- Have more accurate temperatures and defrost mechanisms.

Freezers:

- Standard size freezers must surpass minimum Government of Canada energy efficiency standards by at least 10%.
- Compact freezers must surpass minimum Government of Canada energy efficiency standards by at least 20%.

Clothes Washers:

- Use 35-50% less water than standard models, which could save from 14,000 to 22,000 litres of water a year.
- Lowers overall energy usage up to 50% by having less water to heat.
- Have sensors that will determine the correct amount of water needed for each load, which prevents energy waste.
- Advanced high-speed motors that reduce the length of spin cycles and remove more water from clothes, therefore less time and energy needed for drying the clothes.






Dishwashers:

- Have energy efficiency levels that are at least 25% higher than the minimum level required in Canada.
- Improved technology and less hot water.
- Have sensors that calculate the required length of each cycle as well as the proper water temperature required to clean each load.
- Might have built-in heating elements that save water-heating expenses.

Tips for Operating your Appliances Efficiently

Range:

- Use small appliances such as a microwave, toaster oven, or electric kettle instead of the range when possible.
- Try to only pre-heat as much as necessary and keep the oven door closed during use.
- You lose 20% of heat when opening the oven door. It is more efficient to look through the window.




- Use pots and pans with tight fitting lids and use pots that are the same size as the burner.
- Use the self-cleaner when the oven is still hot from baking. By doing this you will use less energy than if you were to start with a cold oven.
- Don't line conventional burners with aluminium foil, this may reflect too much heat and damage the element. Be sure to keep the drip pans under the burners clean.
- When baking attempt to use the convection oven setting when possible. This setting will reduce the baking times up to 30% by circulating the heated air around the food.





Clothes Washer and Dryer:

- The lint trap must be cleaned after every single load.
- If your dryer has a moisture setting you should use it to avoid over drying your clothes, which can cause wrinkles and clothes will wear out more quickly.
- Make sure that each load is full.
- Most of the energy used by clothes washers is used to heat the water so limiting the amount of hot water used during your load will reduce your energy consumption.



Refrigerators and Freezers:

- It is important that your fridge and freezer are set at the recommended temperatures. The fridge should be set to 4°C (39°F) and the Freezer should be set at -18°C (0°F). If you do not have gauges on your fridge, you can put a thermometer in them to check the temperature.
- Defrost a manual-defrost freezer when the ice thickens to approximately a half a centimetre.
- Instead of using a microwave oven to defrost food, let it defrost in the fridge. This will also contribute to the fridge's cooling.
- It goes without saying that the best way to conserve is to keep the door closed.
- In order to ensure that your freezer is not being overworked, be sure to keep it away from heat sources. Placing it near a radiator, heating vent, washer, dryer, or furnace causes the freezer to have to work harder to maintain its temperature.
- Ensure that the lid is properly sealed so that the freezer is operating efficiently.





Dishwasher:

- Allow the dishes to air dry in your dishwasher or use the economy setting.
- Only run the dishwasher when the load is full.



Small Appliances:

- When vacuuming, empty or change the bag frequently. If the bag is full the vacuum must work longer in order to get the job done.
- Use cold water when running your garbage disposal.



Front-Loading Clothes Washers with Energy Star Labels

- About 98% of North America has conventional, top loading clothes washers.
- Front loading clothes washers can offer cost savings of up to \$95 a year through reduced use of energy, water and detergent.
- The main difference between the top and front loading clothes washers is that the agitator has been removed from the front-loading clothes washer and instead of rotating around a vertical axis; the tube rotates in a horizontal plane similar to a dryer.
- During the cycle the clothes are tossed in and out of a small pool of water at the bottom of the tub, while specially designed baffles scoop up the water and drizzle it down on the tumbling clothes. The direction of the tumble will alternate in most models to reduce tangling.





Advantages:

- They use 35-50% less water than traditional models.
- Because there is less water the washer has less to heat up and does not require as much energy.
- Front-loading washers have higher speeds than traditional washers and they are then able to extract more water from the clothes.
- Because there is less water, you cannot use a large amount of detergent.
- The tumbling action is gentler on clothes and because there is no agitator there are fewer problems with off-balance loads.
- With the agitator removed there is more space available.
- Some safety features include; electronic door locks to prevent opening during a wash cycle as well as child-resistant safety catches or controls.

Disadvantages:

- Front-loading washers generally cost more than top-loading washers do.
- Because of the design of the washer; it often requires bending to take laundry in and out of the machine.
- The wash time is generally longer than it is for a traditional washer. However the high speed of the spins allows for a shorter time to dry.
- Because there are internal water heaters in some models there is an increase in peak electrical demand.

